

# atmosphere'22

## BELGIUM

# Everyone Loves UX!

Tim Tijssens SE Lead

September 2022

# Loss due to poor end user digital experience

## Problems faced by IT teams

- ✓ Users/clients can't tell where connections fail.
- ✓ Every problem feels like Wi-Fi, but there's so much more to the reality.
- ✓ Fact: Mean Time to Innocence (MTTI) drives ITs' day.

"Zoom is slow today"


"Our new app isn't working"

Is that site ready for hybrid workplace?"

"My call keeps dropping"

Where to start...?

**I don't want to log a ticket**



# How to address these challenges with Aruba UXI

Aruba User Experience Insight (UXI) helps customers achieve the best user-experience through insights, recommendations and automation, delivered in a simple-to use and understandable way on ANY vendors' network.



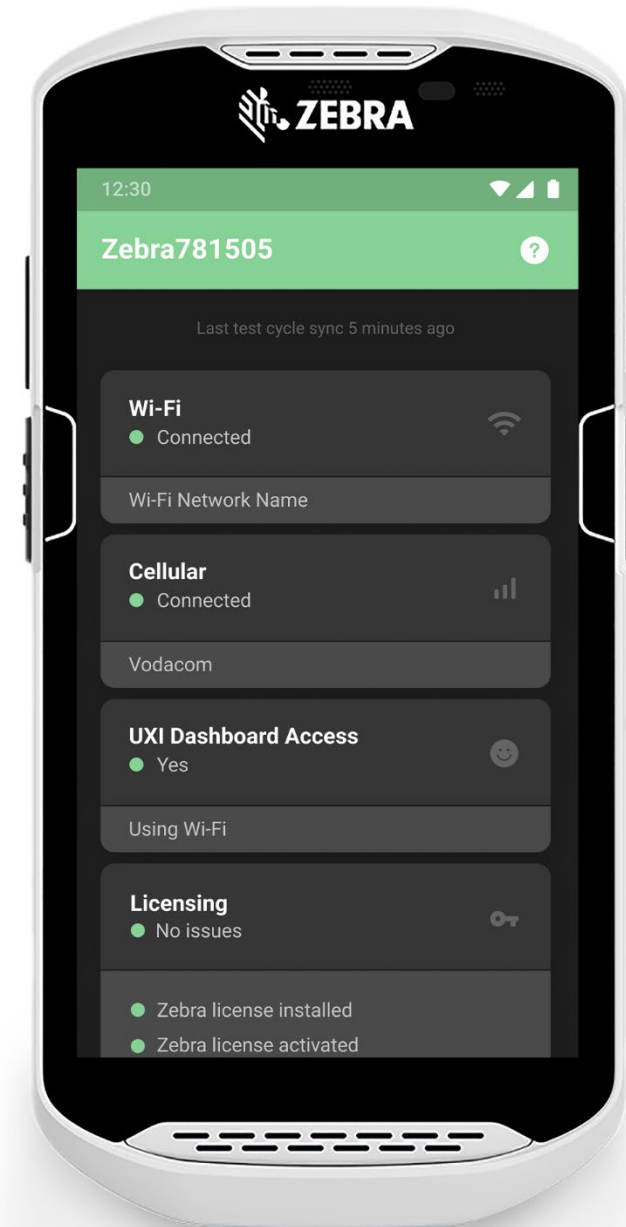
# Aruba UXI

- UXI Wi-Fi 6 Sensors
- Web Application Testing
- AIOps Incident Detection
- Incident Overview
- Wi-Fi maps
- UXI Workflow Integration

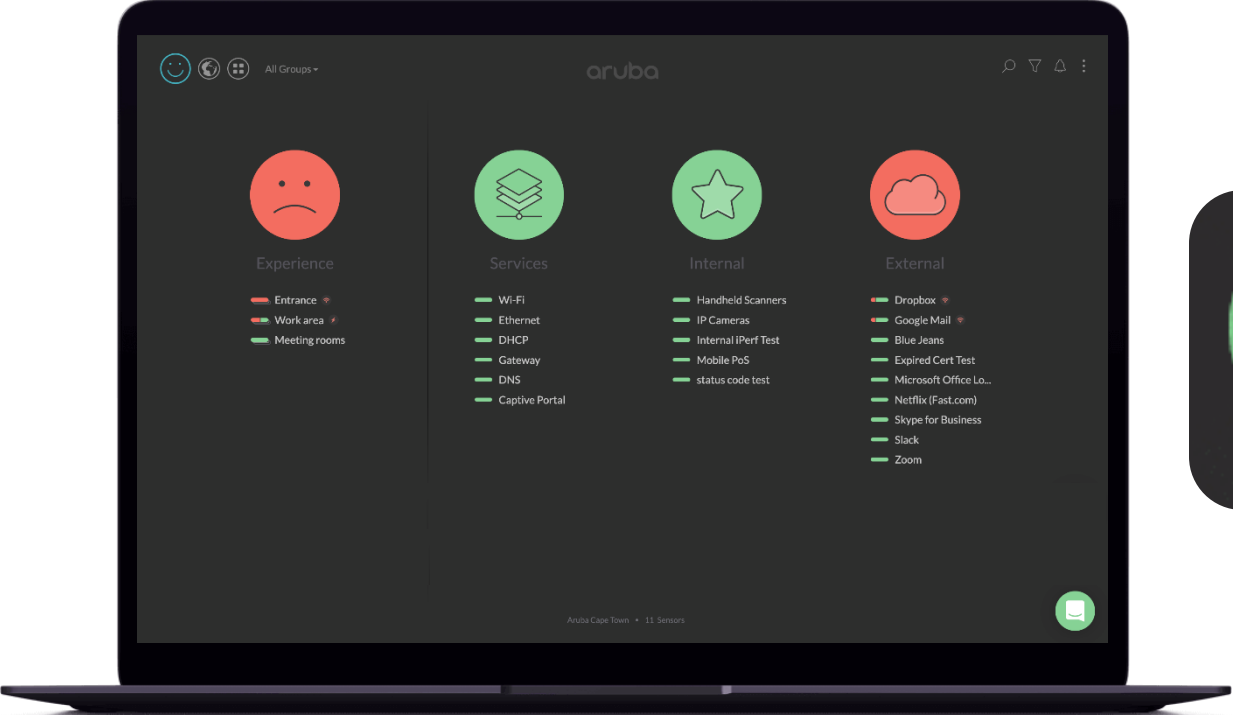


# UXI Integration with Zebra

- Synthetic application testing
- Visualize overall roaming performance including:
  - Why a roam started.
  - Reason the roam failed.
  - When the roam completed/failed
- Voice Analysis Test:
  - Packet-level analysis provided by the Zebra Wireless Insights Engine provides true SIP calls analysis.
  - Real SIP performance measurements of through the time of a call.
- Packet capture of events
- Indoor map locationing with 802.11mc



# At-A-Glance status



Performance is OK

There's an issue





# Aruba UXI

- UXI Wi-Fi 6 Sensors
- Web Application Testing
- AIOps Incident Detection
- Incident Overview
- Wi-Fi maps
- UXI Workflow Integration



Facebook



YouTube



Twitter



LinkedIn



Airheads



# Aruba UXI Web Application Testing (WAT)

**Mimic your user →**

Configure sensors to test end to end user workflows, like logging in, adding items to cart, logging out and many such scenarios

TESTING

ADD TEST

INTERNAL

EXTERNAL

PREDEFINED

CUSTOM

Web Application Test

test website function.side

Choose a file

test website function

www.arubanetworks.com

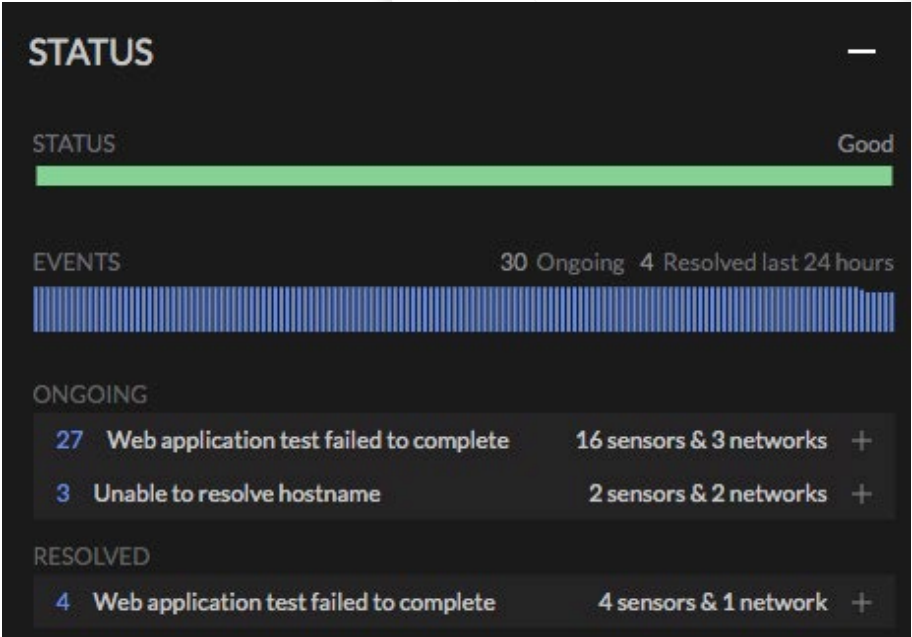
6 hours

⚠

Note: Web Application Tests are a beta feature. Learn how to create a [web app test](#)

Discard

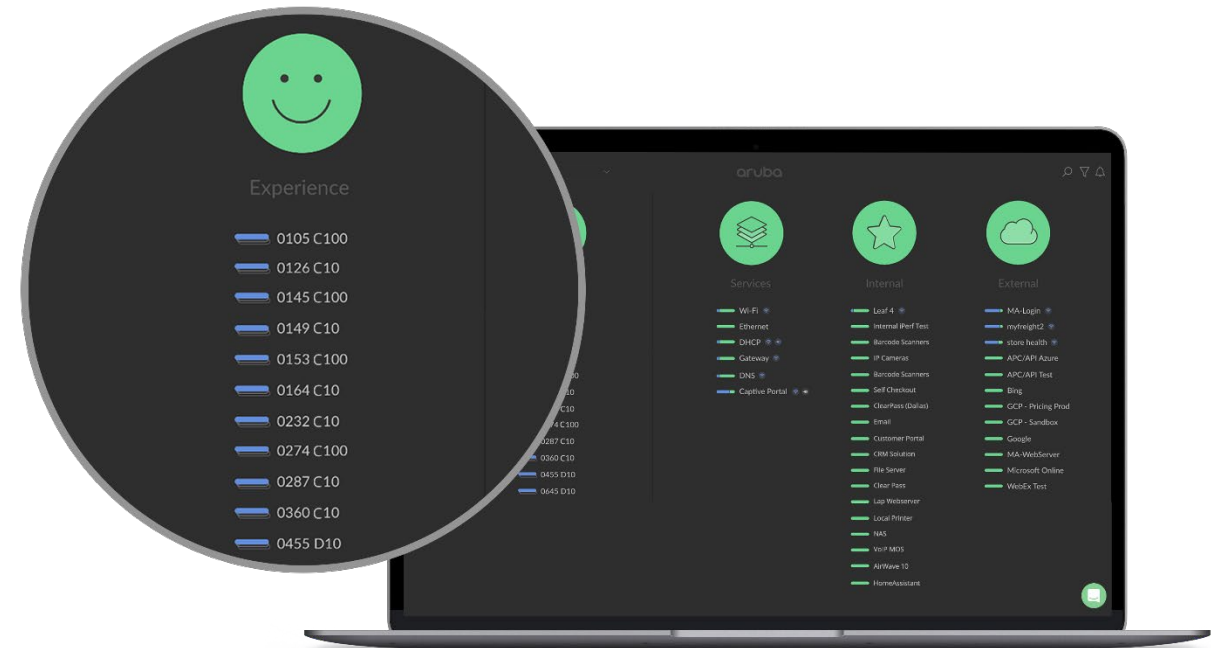
Add



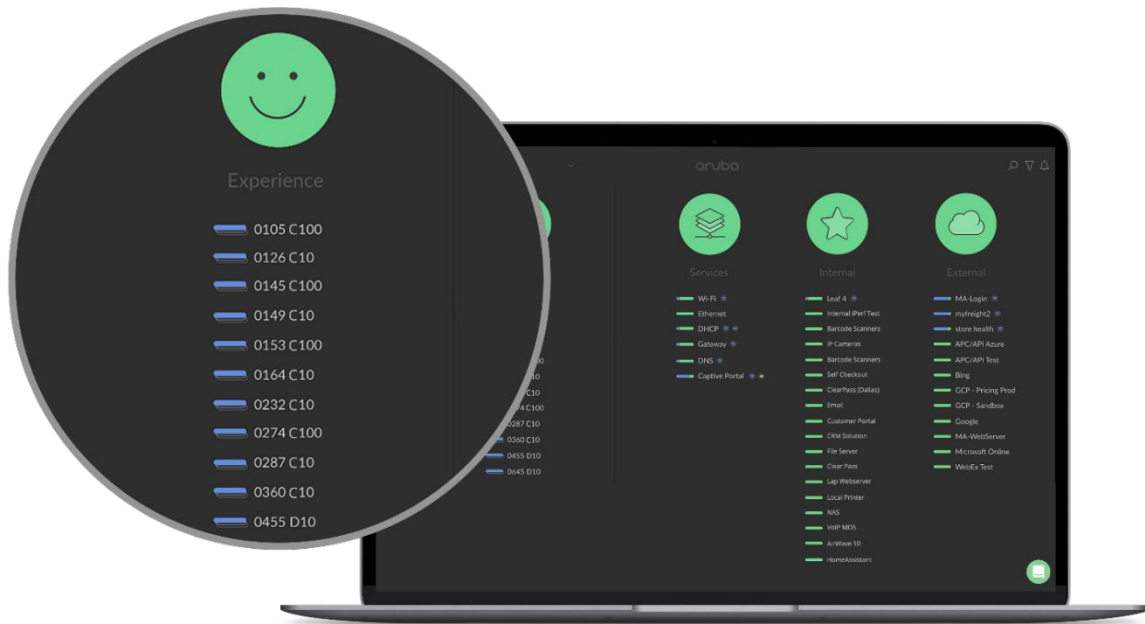


# Aruba UXI

- UXI Wi-Fi 6 Sensors
- Web Application Testing
- AIOps Incident Detection
- Incident Overview
- Wi-Fi maps
- UXI Workflow Integration



# Identify important issues with Incident Detection



## Problem

- In a very large network, client devices constantly detect issues
- IT teams only want to tackle “important” issues in real-time, not deal with “normal” issues

## What is “normal”?

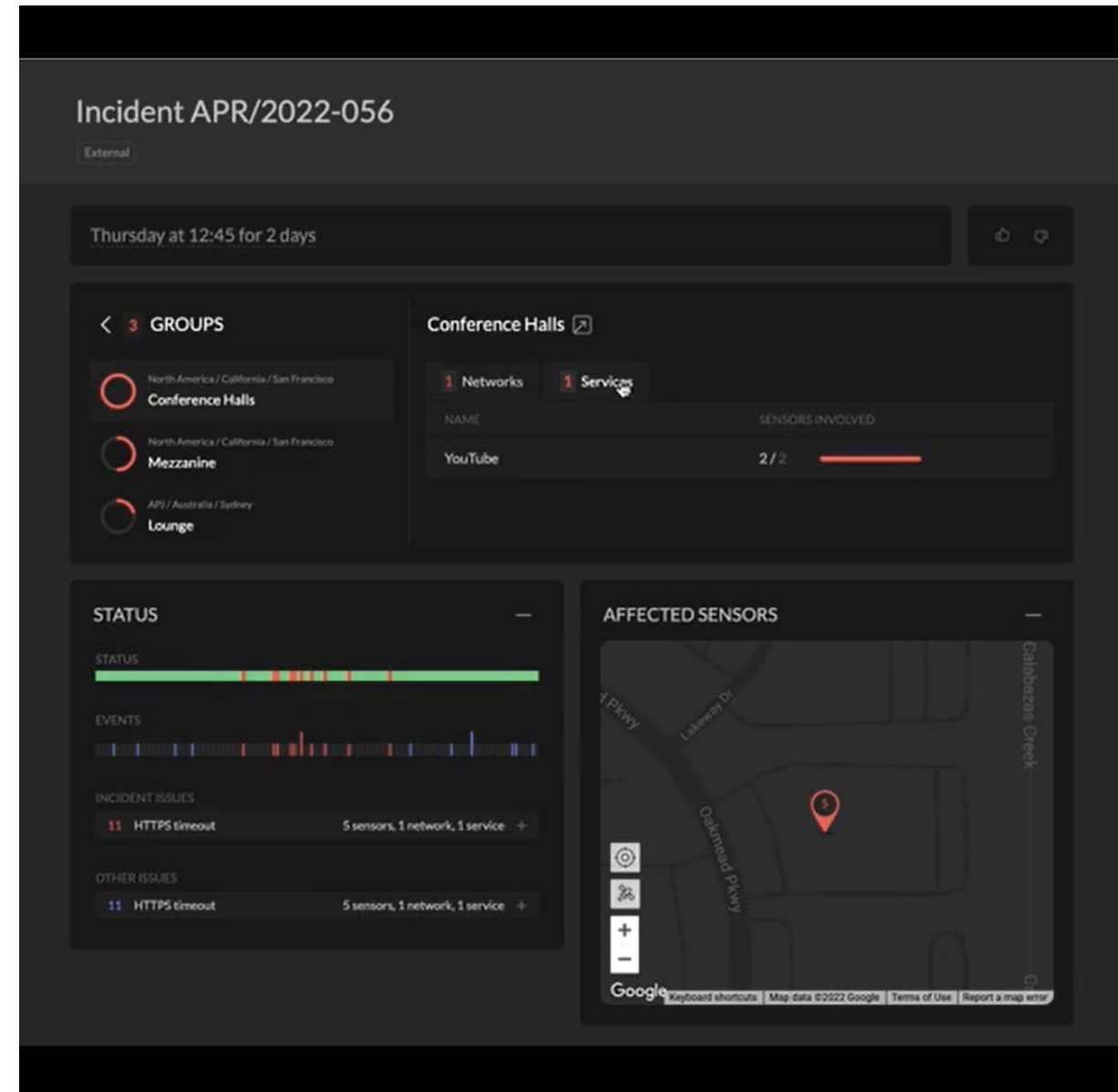
- Different customers have different definitions
- Some issues are transient and resolve on their own after several retries→ Analyze off-line
- Some issues are known→ Fix in the future
- Some issues have limited impact→ Tackle if free

## Challenge

- How can we identify “abnormal” issues in real-time, for a specific customer?
- How do we detect anomalies on a per application basis

# Aruba UXI

- UXI Wi-Fi 6 Sensors
- Web Application Testing
- AIOps Incident Detection
- Incident Overview
- Wi-Fi maps
- UXI Workflow Integration & Reports



# Incident Overview

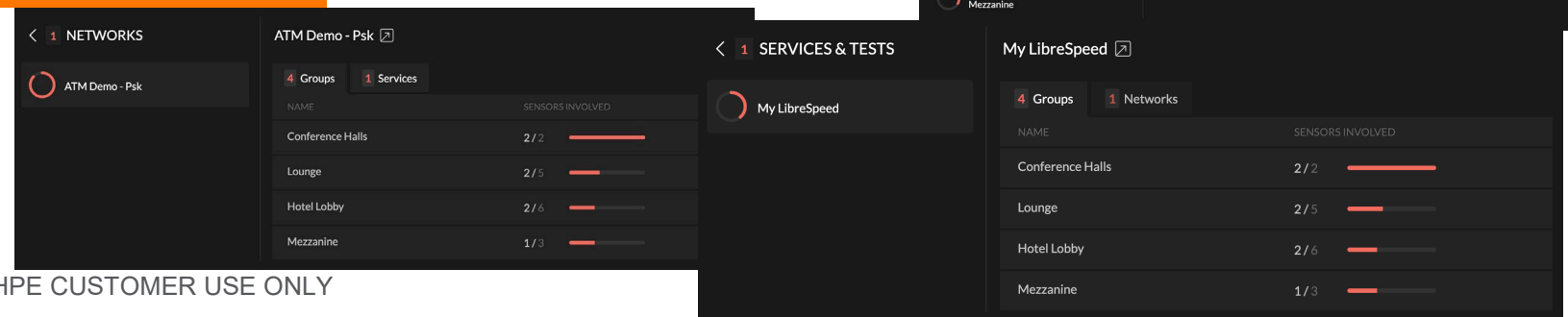
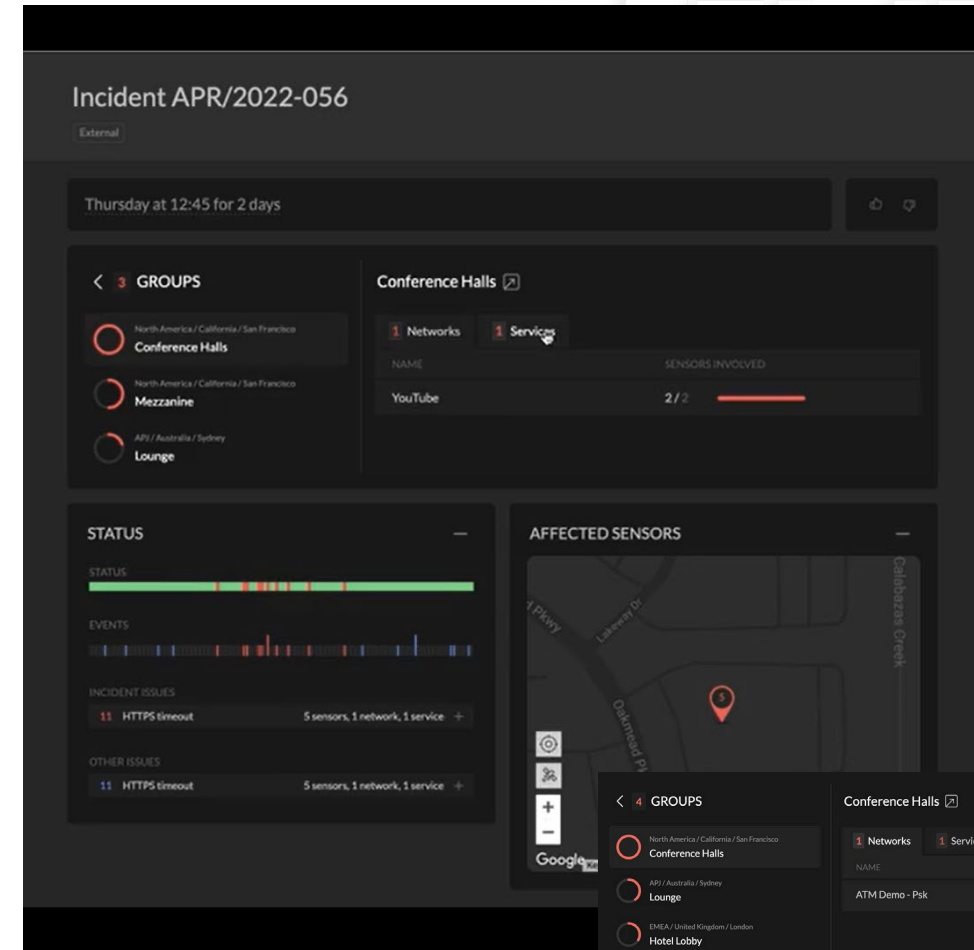
## Get a summary of Impact Analysis

Understand which issues are impacting which

- ❑ Sites
- ❑ Sensors
- ❑ Group
- ❑ Services
- ❑ Tests

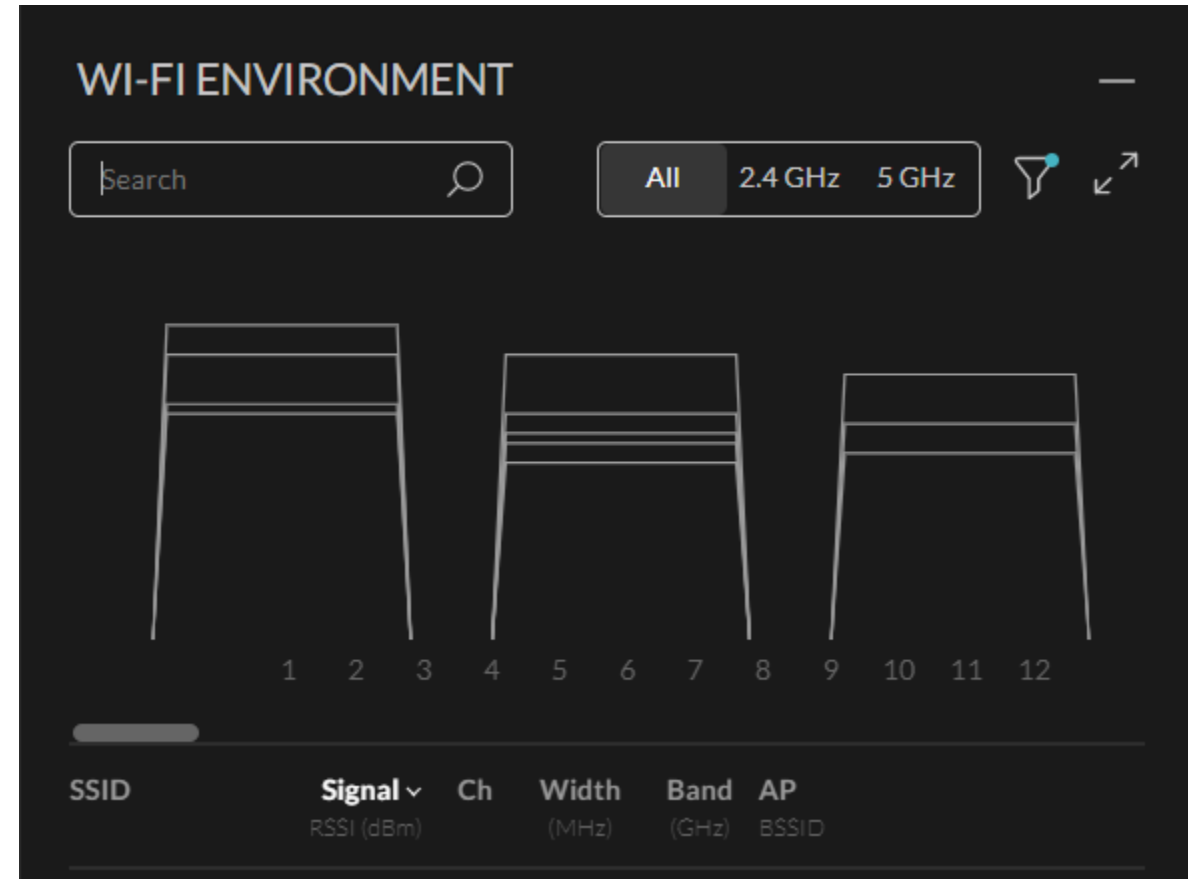
Helps business to get an overall view of ongoing issues and their impact

[Learn More](#) – Video Link



# Aruba UXI

- UXI Wi-Fi 6 Sensors
- Web Application Testing
- AIOps Incident Detection
- Incident Overview
- Wi-Fi maps
- UXI Workflow Integration & Reports



# Wi-Fi Visualization

## Get a better understanding of Wi-Fi network performance

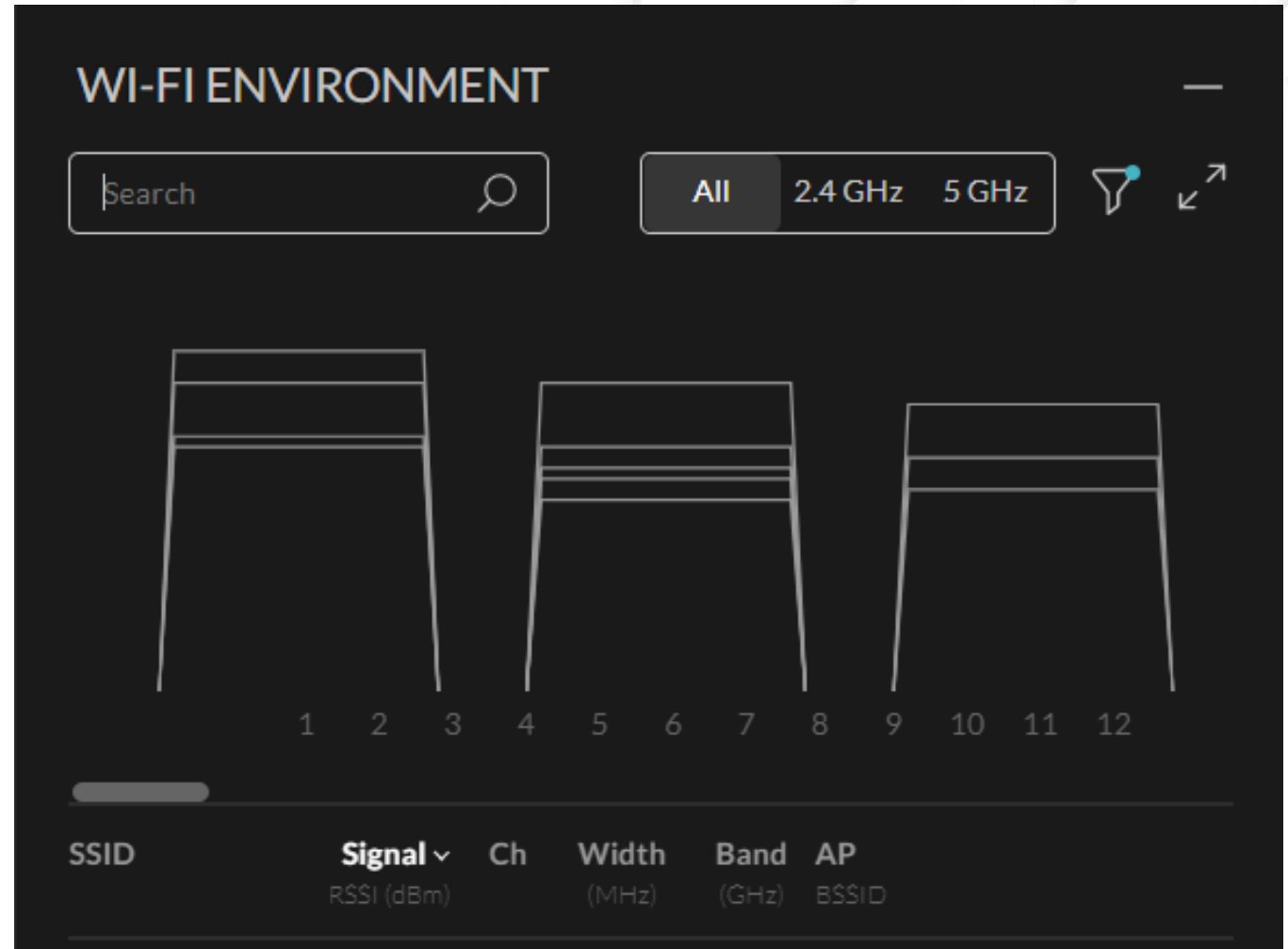
Displays the Wi-Fi environment around the sensor from a periodic AP scan..

The results include:

- SSIDs
- BSSIDs
- RSSI
- Channel
- Band
- Width

### Benefits

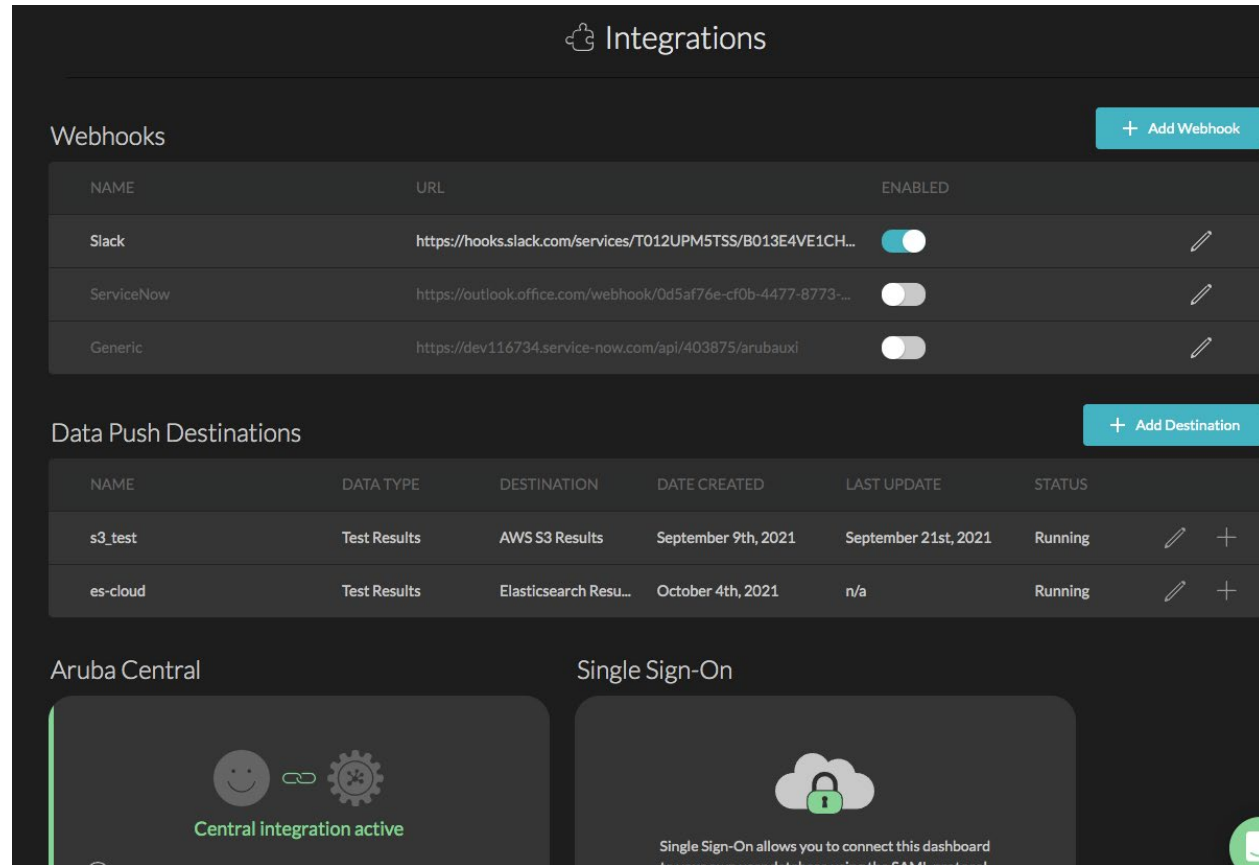
Helping you visualize your channel plan and see areas free, with channel overlap or with channel interference.





# Aruba UXI

- UXI Wi-Fi 6 Sensors
- Web Application Testing
- AIOps Incident Detection
- Incident Overview
- Wi-Fi maps
- UXI Workflow Integration & Reports



The screenshot displays the 'Integrations' section of the Aruba UXI dashboard. It features three main panels: 'Webhooks', 'Data Push Destinations', and 'Aruba Central / Single Sign-On'.

**Webhooks**

NAME	URL	ENABLED	
Slack	https://hooks.slack.com/services/T012UPM5TSS/B013E4VE1CH...	<input checked="" type="checkbox"/>	
ServiceNow	https://outlook.office.com/webhook/0d5af76e-cf0b-4477-8773-...	<input type="checkbox"/>	
Generic	https://dev116734.service-now.com/api/403875/arubauxi	<input type="checkbox"/>	

**Data Push Destinations**

NAME	DATA TYPE	DESTINATION	DATE CREATED	LAST UPDATE	STATUS		
s3_test	Test Results	AWS S3 Results	September 9th, 2021	September 21st, 2021	Running		
es-cloud	Test Results	Elasticsearch Resu...	October 4th, 2021	n/a	Running		

**Aruba Central**

Central integration active

**Single Sign-On**

Single Sign-On allows you to connect this dashboard to your own user database using the SAML protocol.



# Data Push Destination

## Analyze data captured by UXI Sensors on your preferred big data platform

Allows you to configure your UXI dashboard to send test result and issue data to a destination that you manage.

Send data to:

**AWS S3**

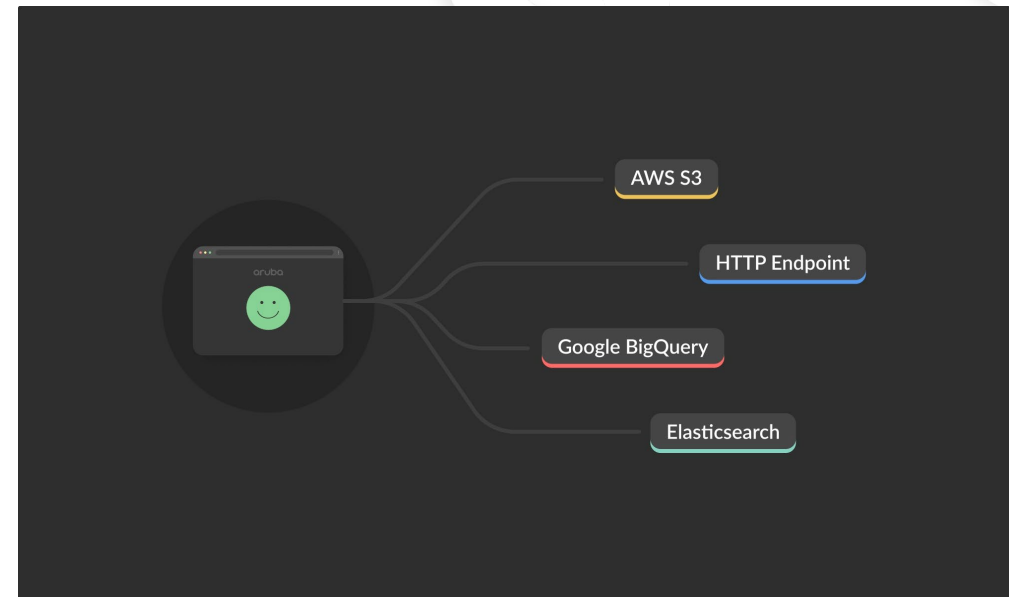
**Google BigQuery**

**Elasticsearch**

**Generic HTTP Endpoint**

### Benefits

- Create custom reports and summarize the test results over a time-range that the user can specify and control
- Build custom dashboards in external platforms to visualize the test results along with that of other network and application monitoring systems
- Perform ad-hoc analysis and look at the data in different ways, so as to troubleshoot issues in more detail



# Enhanced UXI Reports

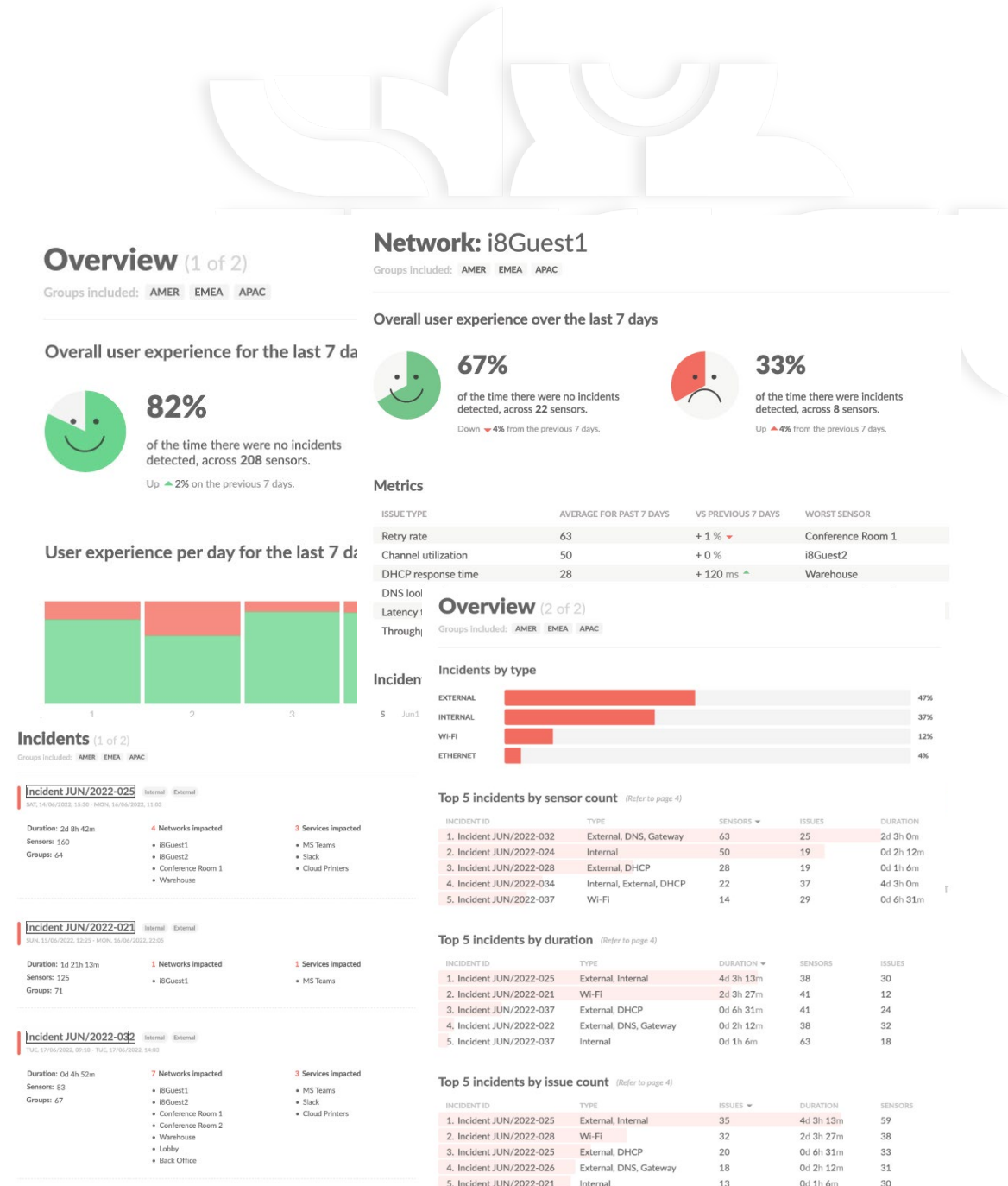
## Customizable issue and incident reports

Pick your reporting according to

- **Sensor Groups**
- **Networks**
- **Schedule – Weekly, Monthly, Daily**
- **Date**
- **Time**

## Benefits

- Create custom reports and summarize the test results over a time-range that the user can specify and control
- Allow a customizable reporting period instead of the current period of one week



# atmosphere'22

## BELGIUM

# Thank you

Tim Tijssens

September, 2022

# airheads COMMUNITY

Still not part of the Airheads Community?

Sign up today:  
[www.community.arubanetworks.com](http://www.community.arubanetworks.com)

