

How-to: Reset Amigopod password

Password Recovery options for Amigopod

There are 3 scenarios where a customer can potentially require recovering a password on Amigopod.

- Lost Web Admin password but still access to root shell password
- Lost root shell password but still access to Web Admin password
- Lost both Web Admin and root shell access password

Lost Web Admin password but still access to root shell password

From the console of Amigopod (monitor and keyboard access from appliance or VMWare console for virtual appliance), log into the Amigopod shell using the known root username and password.

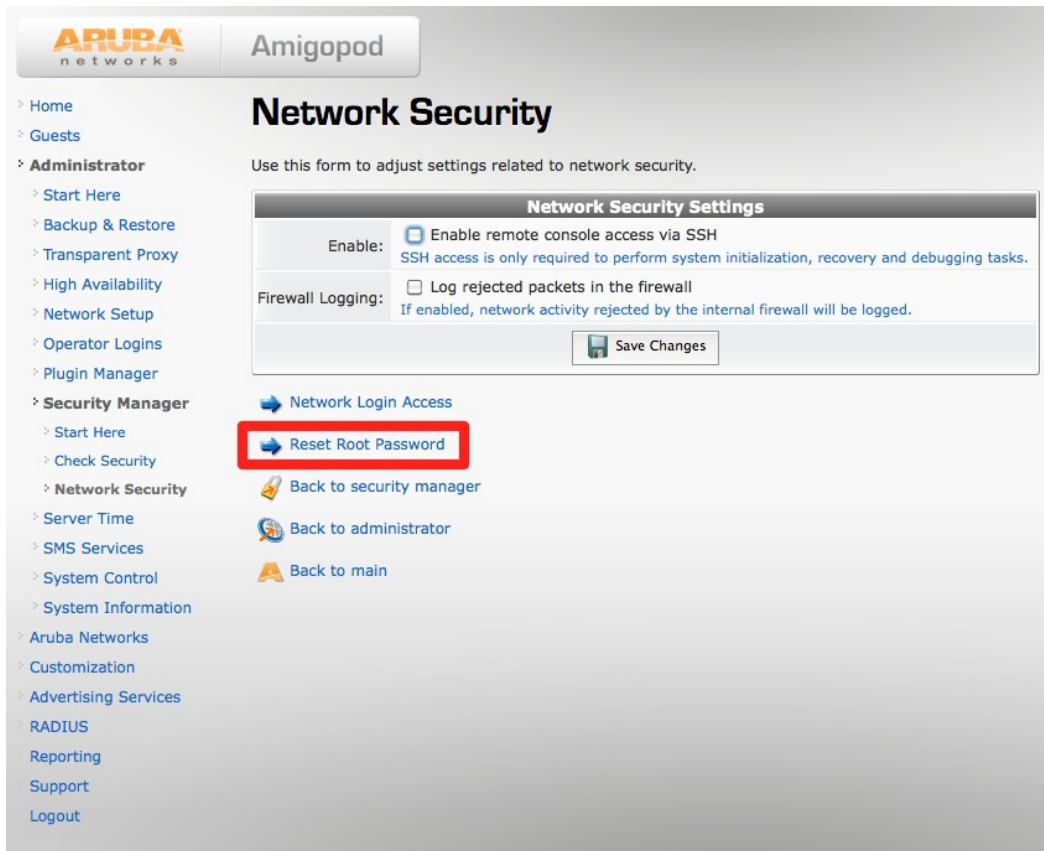
Select option 5 to reset the Web Admin password.

```
-----  
Aruba Amigopod OS release 3.3  
Kernel 2.6.18-238.12.1.el5 on an i686  
  
amigopod login: admin  
Password:  
Last login: Tue Aug 30 01:08:45 on tty1  
1) Change Network Settings  
2) Restart UMA Services  
3) Re-initialize UMA Database  
4) Change Shell Password  
5) Reset web password for admin to default  
6) Reboot UMA Appliance  
7) Reset network settings to default  
8) Display Physical Address Information  
9) Logout of shell  
0) Shutdown UMA Appliance  
Please make a choice:  
█
```

The password will be set to a default value of admin

Lost root shell password but still access to Web Admin password

Once logged into the web UI of Amigopod browse to Administrator > Security Manager > Network Security and you will find an option to reset the root password.



Your login to Amigopod will require admin privileges to reset this password.

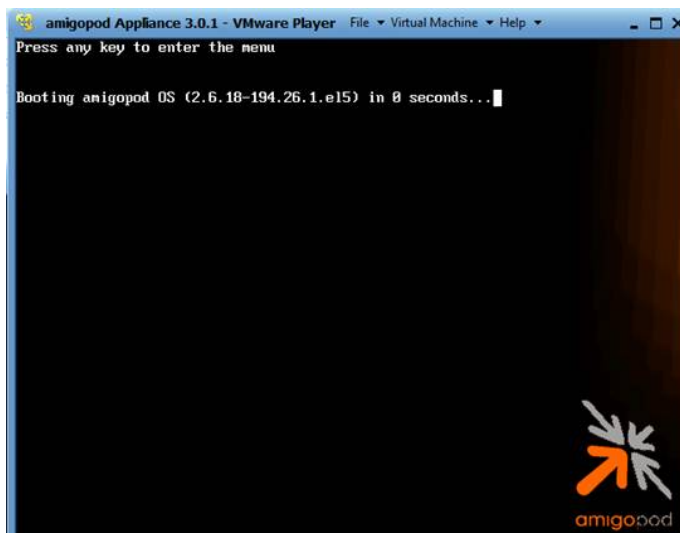
Lost both Web Admin and root shell access password

The steps necessary to change / recover the password are as follows:

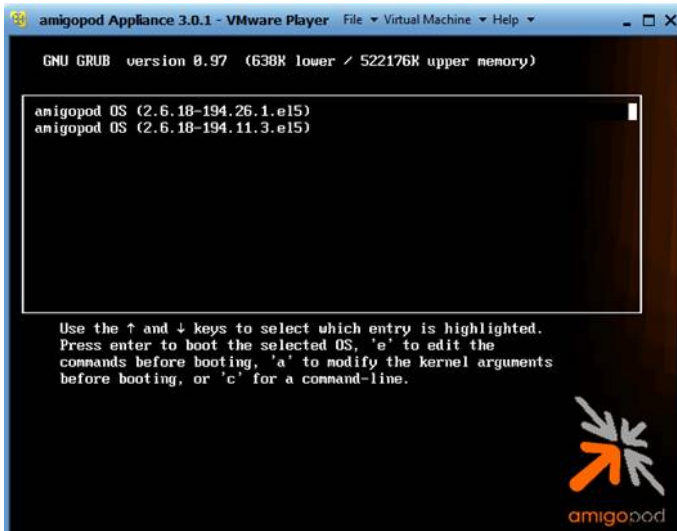
Step 1: Reboot the appliance (for the VM Image, you must restart the Guest and immediately enter input mode for the next process)

Step 2: During the early stage of the reboot process 'Press the ESC key' (for at least one second)

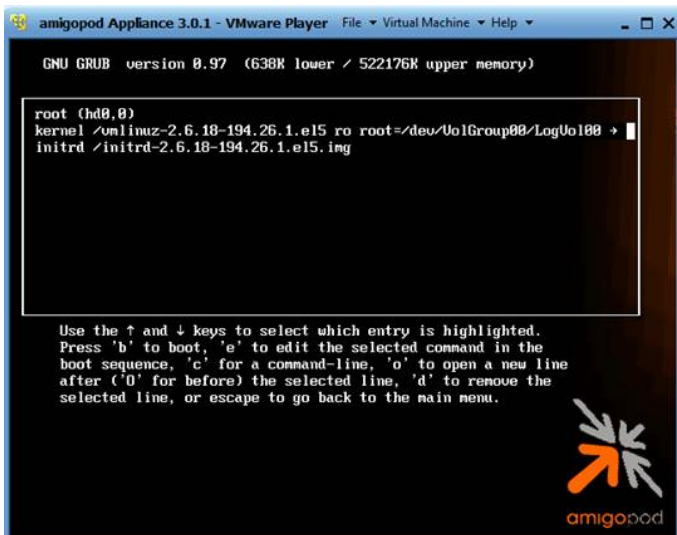
Step 3: When you see the following screen 'press the enter key'.



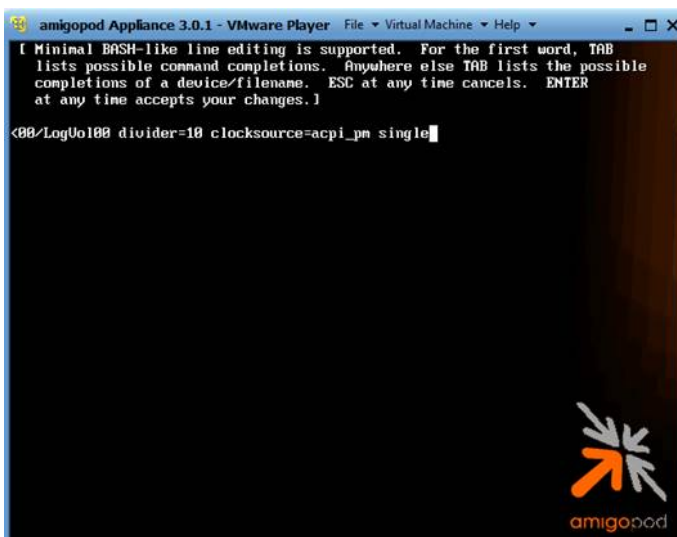
Step 4: Press 'e' to edit the first line of the menu option



Step 5: Move to the 'Kernel' line and press 'e' to edit.



Step 6: Move to the end of the line and add the word 'single' (ensure a space is between the last letter of the line and the word 'single'), press the enter key



Step 8: Move to the kernel line, and press the 'b' key to boot the kernel

Step 9: Change the password (see illustration below)

```

amigopod Appliance 3.0.1 - VMware Player  File Virtual Machine Help
Press 'I' to enter interactive startup.
Setting clock (utc): Tue May 3 17:08:40 GMT 2011 [ OK ]
Starting udev: udevd[410]: add_to_rules: unknown key 'SUBSYSTEMS'
udev[410]: add_to_rules: unknown key 'ATTRS{vendor}'
udev[410]: add_to_rules: unknown key 'ATTRS{model}'
udev[410]: add_to_rules: unknown key 'SUBSYSTEMS'
udev[410]: add_to_rules: unknown key 'ATTRS{vendor}'
udev[410]: add_to_rules: unknown key 'ATTRS{model}'
[ OK ]
Loading default keymap (us): [ OK ]
Setting hostname amigopod.localdomain: [ OK ]
Setting up Logical Volume Management: /dev/hdc: open failed: No medium found
2 logical volume(s) in volume group "VolGroup00" now active
[ OK ]
Checking filesystems
/dev/VolGroup00/LogVol00: clean, 70217/1557504 files, 571376/1556400 blocks
/boot: clean, 41/26104 files, 21685/104388 blocks
[ OK ]
Remounting root filesystem in read-write mode: [ OK ]
Mounting local filesystems: [ OK ]
Enabling local filesystem quotas: [ OK ]
rm: cannot remove '/var/run/heartbeat/ccm': Is a directory
rm: cannot remove '/var/run/heartbeat/dopd': Is a directory
Enabling /etc/fstab swaps: [ OK ]
sh-3.2#

```

```

amigopod Appliance 3.0.1 - VMware Player  File Virtual Machine Help
udev[410]: add_to_rules: unknown key 'ATTRS{vendor}'
udev[410]: add_to_rules: unknown key 'ATTRS{model}'
[ OK ]
Loading default keymap (us): [ OK ]
Setting hostname amigopod.localdomain: [ OK ]
Setting up Logical Volume Management: /dev/hdc: open failed: No medium found
2 logical volume(s) in volume group "VolGroup00" now active
[ OK ]
Checking filesystems
/dev/VolGroup00/LogVol00: clean, 70208/1557504 files, 571248/1556400 blocks
/boot: clean, 41/26104 files, 21685/104388 blocks
[ OK ]
Remounting root filesystem in read-write mode: [ OK ]
Mounting local filesystems: [ OK ]
Enabling local filesystem quotas: [ OK ]
rm: cannot remove '/var/run/heartbeat/ccm': Is a directory
rm: cannot remove '/var/run/heartbeat/dopd': Is a directory
Enabling /etc/fstab swaps: [ OK ]
sh-3.2# passwd
Changing password for user root.
New UNIX password:
BAD PASSWORD: it is based on a dictionary word
Retype new UNIX password:
passwd: all authentication tokens updated successfully.
sh-3.2#

```

Step 10. Power off and on the VM Instance for Amigopod.

Step 11. Enter the shell and reset the web password to default. You can change it from here.

See Also

- Amigopod Integration

Article Sources and Contributors

How-to: Reset Amigpod password *Source:* <https://arubapedia.arubanetworks.com/arubapedia/index.php?oldid=23099> *Contributors:* Cesdaile, Jwankel, Ozer, Strammell

Image Sources, Licenses and Contributors

File:Console-reset.jpg *Source:* <https://arubapedia.arubanetworks.com/arubapedia/index.php?title=File:Console-reset.jpg> *License:* unknown *Contributors:* Cesdaile, Maintenance script

File:Webui-reset.jpg *Source:* <https://arubapedia.arubanetworks.com/arubapedia/index.php?title=File:Webui-reset.jpg> *License:* unknown *Contributors:* Cesdaile, Maintenance script

File:Amigpod-reset-pw-01.jpg *Source:* <https://arubapedia.arubanetworks.com/arubapedia/index.php?title=File:Amigpod-reset-pw-01.jpg> *License:* unknown *Contributors:* Tbrophy

File:Amigpod-reset-pw-02.jpg *Source:* <https://arubapedia.arubanetworks.com/arubapedia/index.php?title=File:Amigpod-reset-pw-02.jpg> *License:* unknown *Contributors:* Tbrophy

File:Amigpod-reset-pw-03.jpg *Source:* <https://arubapedia.arubanetworks.com/arubapedia/index.php?title=File:Amigpod-reset-pw-03.jpg> *License:* unknown *Contributors:* Maintenance script, Tbrophy

File:Amigpod-reset-pw-04.jpg *Source:* <https://arubapedia.arubanetworks.com/arubapedia/index.php?title=File:Amigpod-reset-pw-04.jpg> *License:* unknown *Contributors:* Tbrophy

File:Amigpod-reset-pw-05.png *Source:* <https://arubapedia.arubanetworks.com/arubapedia/index.php?title=File:Amigpod-reset-pw-05.png> *License:* unknown *Contributors:* Maintenance script, Tbrophy

File:Amigpod-reset-pw-06.jpg *Source:* <https://arubapedia.arubanetworks.com/arubapedia/index.php?title=File:Amigpod-reset-pw-06.jpg> *License:* unknown *Contributors:* Maintenance script, Tbrophy